



Worcester is America

The future Americans are here

Class schedule

Class	Theme
	Introduction
3/22	The <u>Adverts 250 Project</u> with Assumption students and Professor Carl Keyes
4/5	Becoming American
4/12	Immigration in the 19 th Century, with Professor Brendan O'Malley
4/19	Into The American century
4/26	Worcester is America



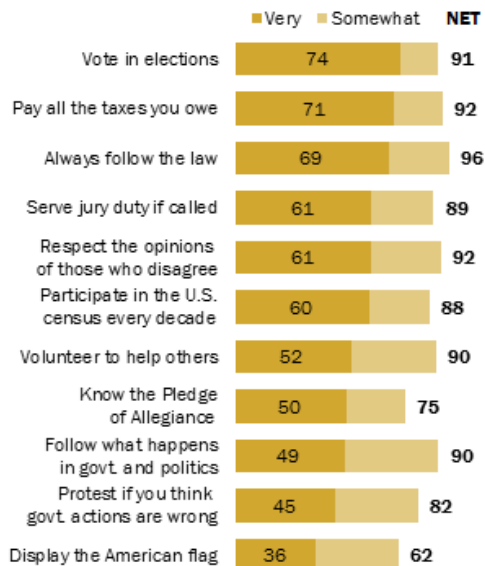
Questions?

The Public, the Political System and American Democracy

We know what we should do

What's important to good citizenship? Voting, paying taxes, following the law

% who say it is ____ important to what it means to be a good citizen to ...



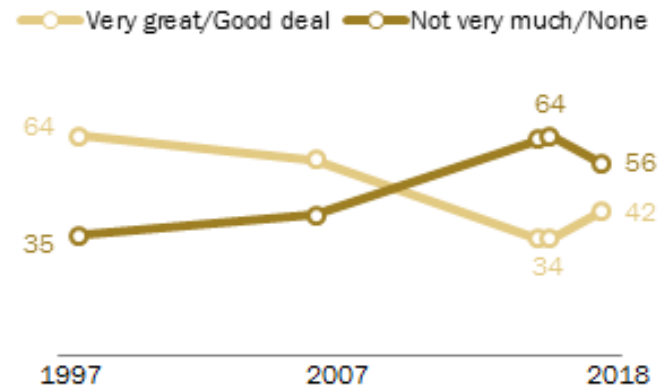
Source: Survey of U.S. adults conducted Jan. 29-Feb. 13, 2018.

PEW RESEARCH CENTER

Our fellow citizens are idiots

Most have little or no confidence in political wisdom of the American people

% saying they have ____ of trust and confidence in the wisdom of American people in making political decisions



Note: Don't know responses not shown.

Source: Survey of U.S. adults conducted March 7-14, 2018.

PEW RESEARCH CENTER

How is this person related to Person 1? Mark ☒ ONE box.

- | | |
|-----------------------------------------------------------|--------------------------------------------------------|
| <input type="checkbox"/> Opposite-sex husband/wife/spouse | <input type="checkbox"/> Father or mother |
| <input type="checkbox"/> Opposite-sex unmarried partner | <input type="checkbox"/> Grandchild |
| <input type="checkbox"/> Same-sex husband/wife/spouse | <input type="checkbox"/> Parent-in-law |
| <input type="checkbox"/> Same-sex unmarried partner | <input type="checkbox"/> Son-in-law or daughter-in-law |
| <input type="checkbox"/> Biological son or daughter | <input type="checkbox"/> Other relative |
| <input type="checkbox"/> Adopted son or daughter | <input type="checkbox"/> Roommate or housemate |
| <input type="checkbox"/> Stepson or stepdaughter | <input type="checkbox"/> Foster child |
| <input type="checkbox"/> Brother or sister | <input type="checkbox"/> Other nonrelative |

In a first, 2020 census to count same-sex couples

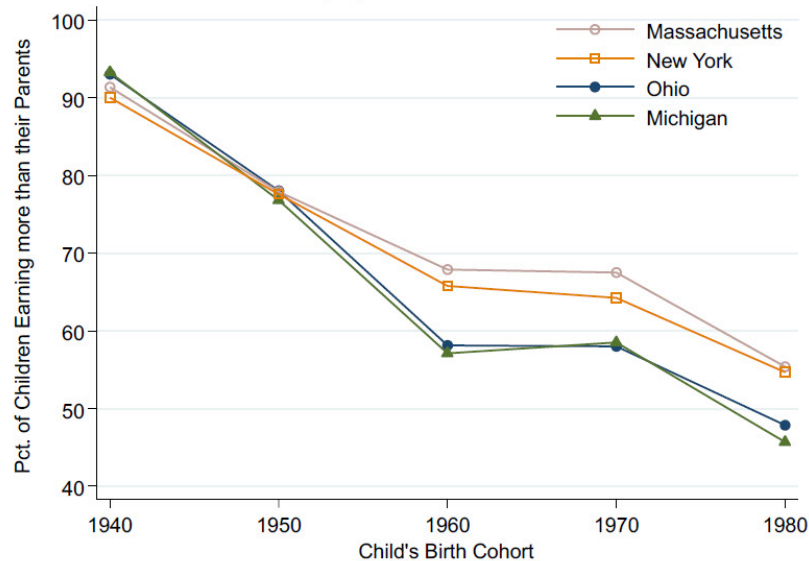
Observations

- It's personal
- It's about justice and fairness
- Home is where we are and where our stuff is
- Freedom of speech and political action is important

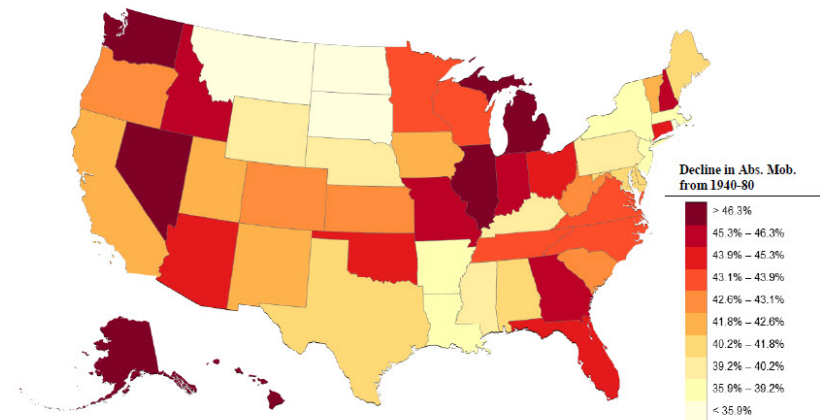
Issues

- Immigration
 - Challenges to birthright citizenship
 - More *-Americans
 - African-Americans vs. African-Americans
 - Asian-Americans vs. Asian-Americans
- Technology - Digital natives vs. Digital Visitors
- Were we mistaken to think that everyone could be above average?
- Race

A. Absolute Mobility by Birth Cohort for Selected States



B. Decline in Absolute Mobility from 1940 to 1980 Cohort by State



Economic mobility has been declining for a long time



Levittown Racial Exclusion Clause:

“The tenant agrees not to permit the premises to be used or occupied by any person other than members of the Caucasian race. But the employment and maintenance of other than Caucasian domestic servants shall be permitted.”

Levittown and Race

Crisis in Levittown PA

DOCTOR FUN

26 Sep 96



Copyright © 1996 David Farley, d-farley@tezcat.com
<http://sunsite.unc.edu/Dave/drfun.html>

This cartoon is made available on the Internet for personal viewing only.
Opinions expressed herein are solely those of the author.

In the world of the future, "intelligent agents" will waste hours watching television for us.

Americans in the future

United States in 2060

Table 2.

Population by Race and Hispanic Origin: 2014 and 2060

(Population in thousands)

Race and Hispanic origin ¹	2014		2060		Change, 2014 to 2060	
	Number	Percent	Number	Percent	Number	Percent
Total population	318,748	100.0	416,795	100.0	98,047	30.8
One Race	310,753	97.5	390,772	93.8	80,020	25.8
White	246,940	77.5	285,314	68.5	38,374	15.5
Non-Hispanic White	198,103	62.2	181,930	43.6	-16,174	-8.2
Black or African American	42,039	13.2	59,693	14.3	17,654	42.0
American Indian and Alaska Native	3,957	1.2	5,607	1.3	1,650	41.7
Asian	17,083	5.4	38,965	9.3	21,882	128.1
Native Hawaiian and Other Pacific Islander	734	0.2	1,194	0.3	460	62.6
Two or More Races	7,995	2.5	26,022	6.2	18,027	225.5
Race Alone or in Combination²						
White	254,009	79.7	309,567	74.3	55,558	21.9
Black or African American	45,562	14.3	74,530	17.9	28,968	63.6
American Indian and Alaska Native	6,528	2.0	10,169	2.4	3,640	55.8
Asian	19,983	6.3	48,575	11.7	28,592	143.1
Native Hawaiian and Other Pacific Islander	1,458	0.5	2,929	0.7	1,470	100.8
Hispanic or Latino Origin						
Hispanic	55,410	17.4	119,044	28.6	63,635	114.8
Not Hispanic	263,338	82.6	297,750	71.4	34,412	13.1

¹ Hispanic origin is considered an ethnicity, not a race. Hispanics may be of any race. Responses of "Some Other Race" from the 2010 Census are modified. For more information, see <www.census.gov/popest/data/historical/files/MRSF-01-US1.pdf>.

² "In combination" means in combination with one or more other races. The sum of the five race groups adds to more than the total population, and 100 percent, because individuals may report more than one race.

Source: U.S. Census Bureau, 2014 National Projections.



A different future is already in our classrooms

This fall, for the first time, the overall number of Latino, African-American, and Asian students in public K-12 classrooms is expected to surpass the number of non-Hispanic whites.

As in other urban districts, students in the WPS are demographically diverse. As shown in Table 4, over one-third, or 38.1% of the students enrolled in 2012-13 were Hispanic, 35.8% were Caucasian, 14.2% were African-American, 8.1% were Asian, and 3.5% were multi-race.

Table 4: School Enrollment by Race and Ethnicity 2012-2013 ⁴		
	% of District	% of State
African-American	14.2	8.6
Asian	8.1	5.9
Hispanic	38.1	16.4
Native American	0.3	0.2
White	35.8	66
Native Hawaiian, Pacific Islander	0	0.1
Multi-Race, Non-Hispanic	3.5	2.7

Worcester already has a minority majority school system

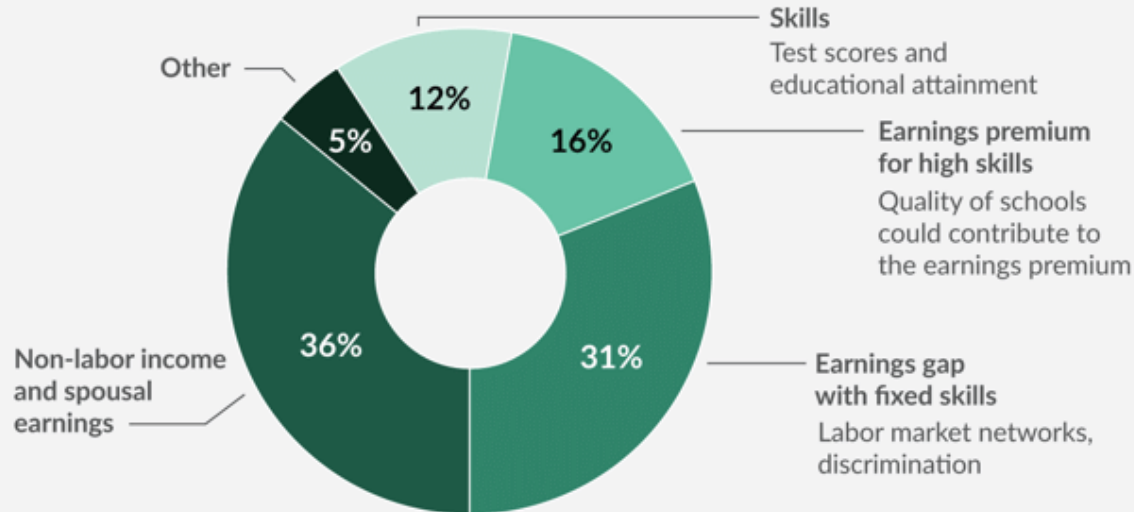
For the first time since Europeans arrived in this country, white Americans are being told that they will soon be a minority race. The declining white share of the national population is unlikely to change white Americans' status as the most economically well-off racial group, but symbolically, it threatens some whites' sense of dominance over social and political priorities.

Status threat, not economic hardship, explains the 2016 presidential vote

Diana C. Mutz, University of Pennsylvania

Education is not the key determinant of equitable economic opportunities across generations

The decomposition of the variation in intergenerational transmission of income across areas of the United States for children born in the early 1980s

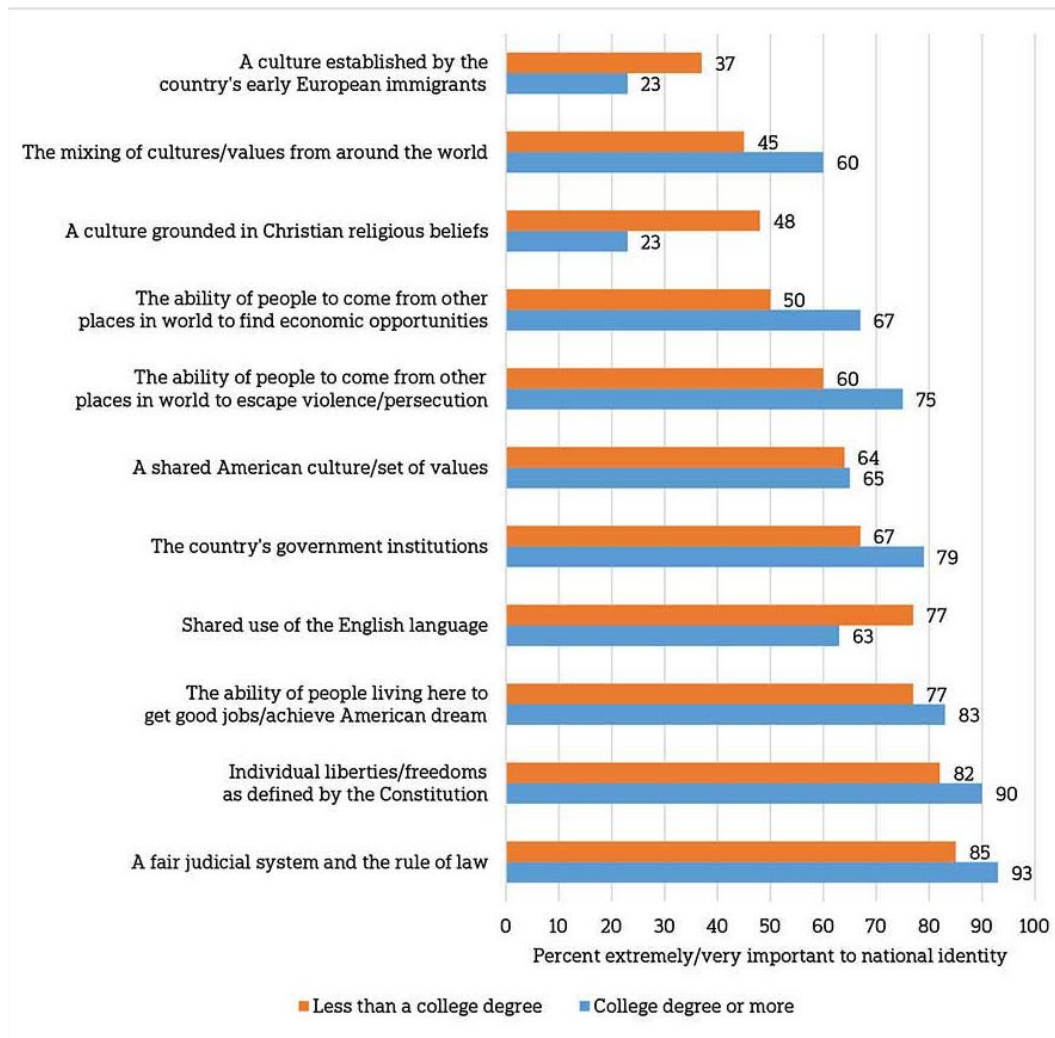


Source: Jesse Rothstein, "Inequality of Educational Opportunity? Schools as Mediators of the Intergenerational Transmission of Income" (2017), Table 11.



Education and the American Dream

Inequality of educational opportunity? Schools as mediators of the intergenerational transmission of income



Question: How important is each of the following to the United States' identity as a nation?
 Source: AP-NORC Center poll conducted February 16-20, with 1,004 adults nationwide.

Cultural vs. political and economic values

[T]he incoherence of these views said less about the people holding them than about the gulf between many Americans' outlook on national partisan issues—polarized, tribal, symbolic—and the practical-mindedness with which most people in most regions approach decisions about their own communities.

– James Fallows

The Reinvention of America

All citizenship is local

The politics of 2015 resembles what Alexis de Tocqueville saw in 1830. The Information Revolution democratized politics by weakening the elites' grip on information

Back to the Future

The Future of American Politics - Richard A. Segal Jr., and Richard S. Dunham.



Green Dragon Tavern

A drawing of the tavern where Paul Revere, John Hancock, Samuel Adams, and other Boston Sons of Liberty secretly plotted against the British. Via [AAS](#)

A third place is a public setting accessible to its inhabitants and appropriated by them as *their own*. The dominant activity is not "special" in the eyes of its inhabitants, it is a taken-for granted part of their social existence. It is not a place outsiders find necessarily interesting or notable. It is a forum of association which is beneficial only to the degree that it is well-integrated into daily life.

The Third Place

Ramon Oldenburg and Dennis Brissett

Although it is not necessary to be technically literate to participate, those with limited technical literacy aren't necessarily equipped to be powerful citizens of the digital world.

digital literacy and the politics of algorithms

It's Complicated – danah boyd



It's Complicated

You are terrified of your own children, since they are natives in a world where you will always be immigrants.

John Perry Barlow

A Declaration of the Independence of Cyberspace
<https://projects.eff.org/~barlow/Declaration-Final.html> 1996





