



# The Changing World of Work

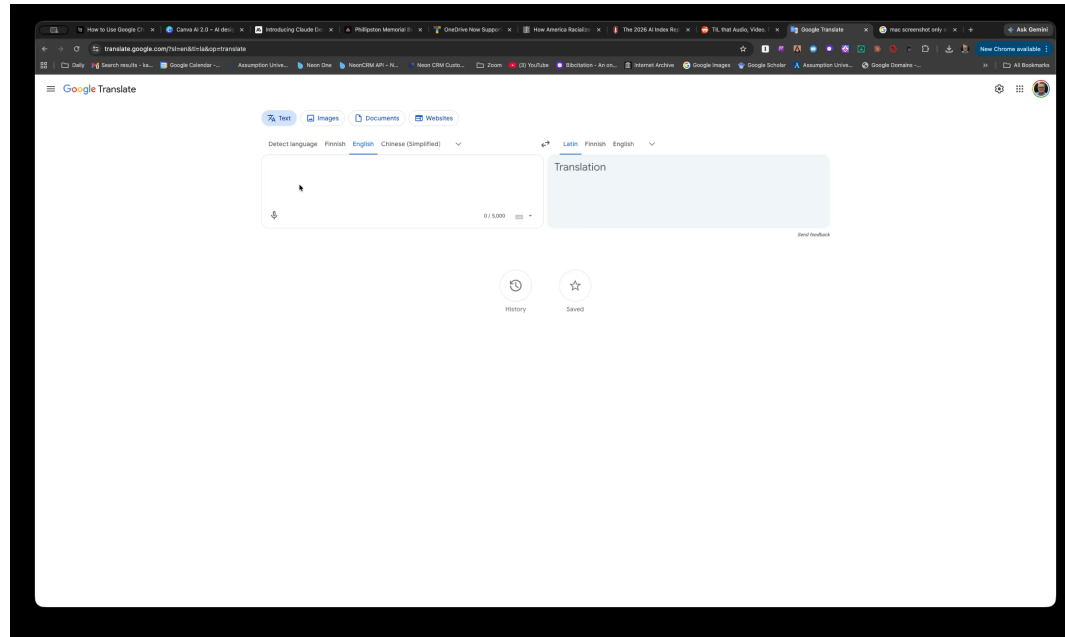
Looking Ahead



# Course outline

Date	Topic	Notes
3/23	Finding a job: What's it like out there?	
3/30	Doing the job	
No class meeting on 4/6		
4/13	Keeping the job	
4/20	Losing the Job	Lori MacGregor, Reignition Project
<b>4/27</b>	<b>Looking Ahead</b>	<b>Shannon Curtis, Assumption Career Development and Internship Center</b>






Today, I learned ...





**Stability  
from day one.  
Opportunity  
for the future.**

[Learn more](#) 

In Friday's mail





# Shannon Curtis

Director, Career Development & Internship Center

 508-767-7248

 [sj.curtis@assumption.edu](mailto:sj.curtis@assumption.edu)

 Alumni Hall - Room 026

---

Shannon Curtis





## Young People Are Falling Behind, but Not Because of AI

If you're not sure about the future, you'll stop hiring for the future.



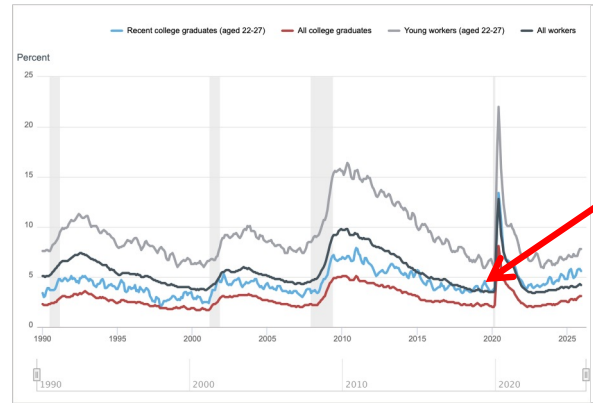
### The Labor Market for Recent College Graduates

OVERVIEW COLLEGE LABOR MARKET FAQ [DOWNLOAD](#)

- UNEMPLOYMENT
- UNDEREMPLOYMENT
- WAGES
- OUTCOMES BY MAJOR

Latest Release: February 4, 2025, with 2025 Q4 data

#### Unemployment Rates for Recent College Graduates versus Other Groups



Source: U.S. Census Bureau and U.S. Bureau of Labor Statistics, Current Population Survey (IPUMS).

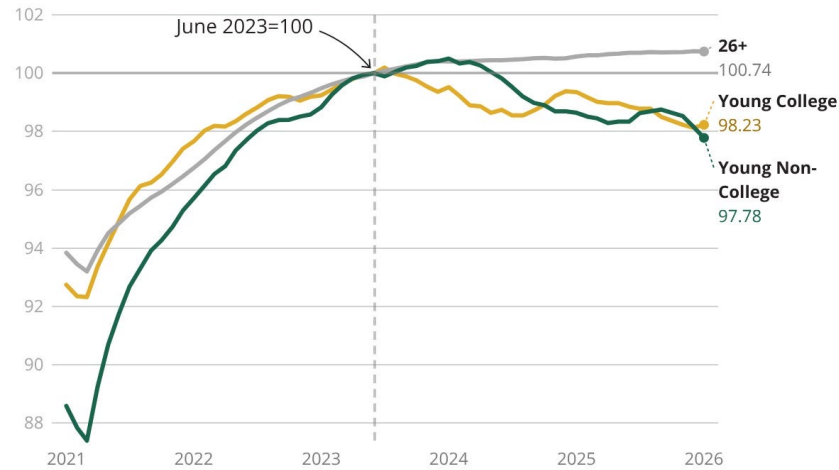
Notes: Rates are seasonally adjusted and smoothed with a three-month moving average. All workers are those aged 16 to 65; college graduates are those aged 22 to 65 with a bachelor's degree or higher; recent college graduates are those aged 22 to 27 with a bachelor's degree or higher; young workers are those aged 22 to 27 without a bachelor's degree. All figures exclude those currently enrolled in school. Shaded areas indicate periods designated recessions by the National Bureau of Economic Research. Click on the labels in the chart legend to show and hide trend lines in the display. October 2025 results are estimated due to missing data.

Young

## Unemployment for new college graduates



**Figure 3: Young Worker Employment Rate**




"26+" includes individuals 26 to 65 years old not in the armed forces. "Young College" includes individuals 22 to 25 years old with a BA or higher. "Young Non-College" includes individuals 22 to 25 years old with less than a BA. All series are 12 month moving average, t-11 to t, indexed to equal 100 in June, 2023. The employment rate is computed as  $(e)/(e + u + nil)$ , where "e" is the count of employed individuals and "u" is the count of unemployed individuals, and "nil" is the count of individuals not in the labor force.

Source: IPUMS Current Population Survey, BLS



## AI and Young-adult Jobs: The Real Mystery





So, you want to be a teacher.



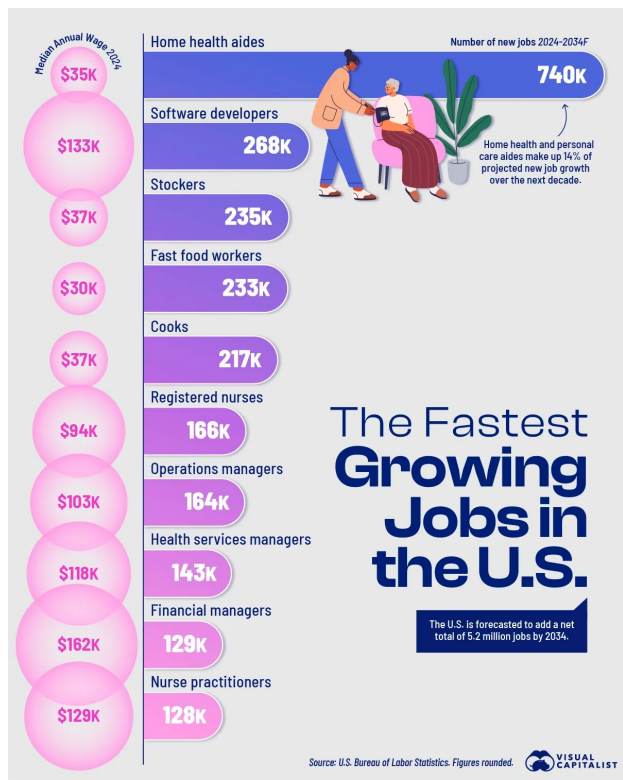
## Four futures for jobs: AI and talent in 2030



Source: World Economic Forum. (2026). *Four Futures for Jobs in the New Economy: AI and Talent in 2030*

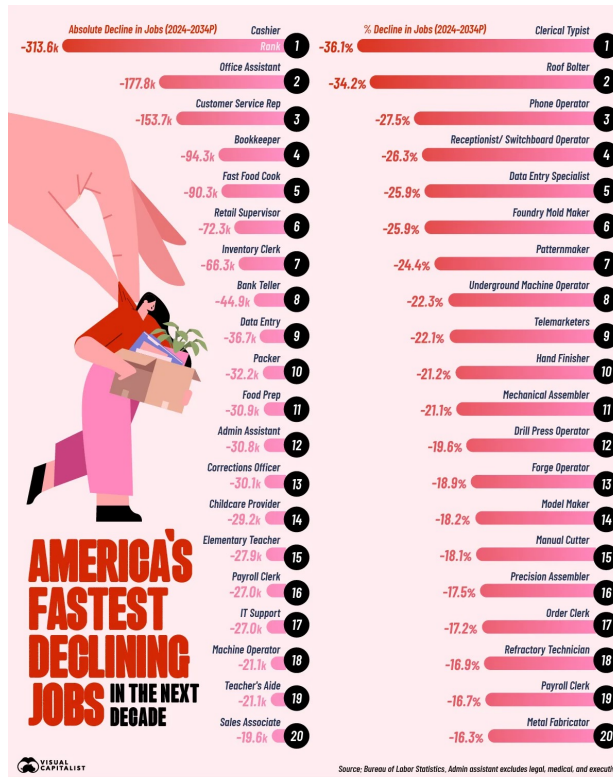
# The future of jobs





# Job growth





## Ranked: The U.S. Jobs Losing the Most Workers by 2034





## What an Ivy League Education Really Gets You



## 2026 RANKINGS

Click between the categories below to view the **top 10 rankings** for recent grads.

The share of recent grads with any work experience while in school, by major



Work experience is the strongest predictor of success in getting hired. Graduates who worked during school land jobs at twice the rate of those who didn't (82% vs. 41%).





I skipped college for trade school. Now I have a job I love that won't be replaced by AI.





Suddenly Everyone Wants a Tailor. They're in Short Supply.





From folding boxes to fixing vacuums, GEN-1 robotics model hits 99% reliability






## A new vision for career and technical education in Massachusetts



“Yesterday, a manager told me that one of their employees will not pick up the phone and call somebody no matter what, because they’d rather use AI to draft an email,” [a researcher] says. “They’d rather send seven emails that AI has written than get a question answered by making one phone call.”

## AI Natives Are Entering the Workforce. It’s Complicated



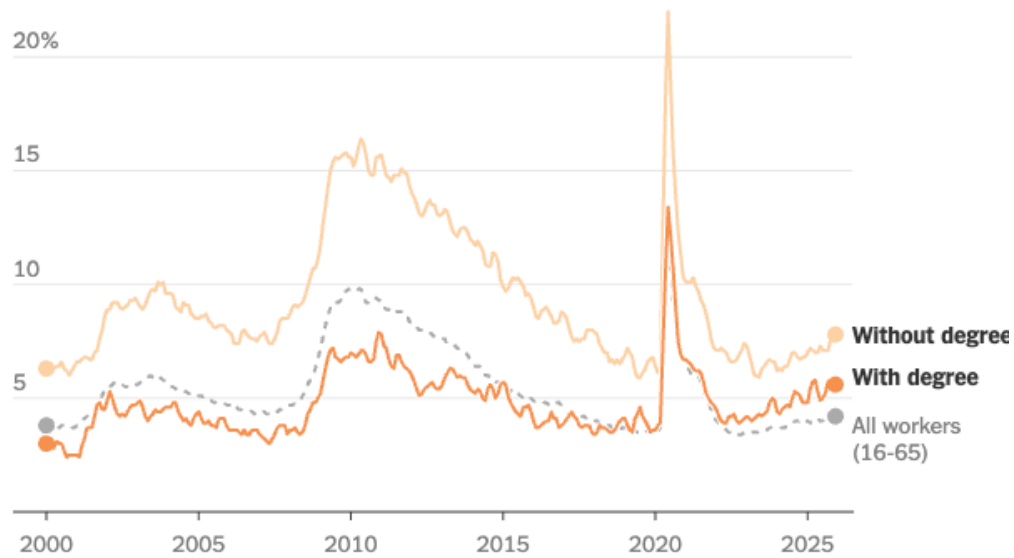


## Home-building robots could help fix the housing crisis



## Unemployment rates for young people

Among workers with and without college degrees, between the ages of 22 and 27

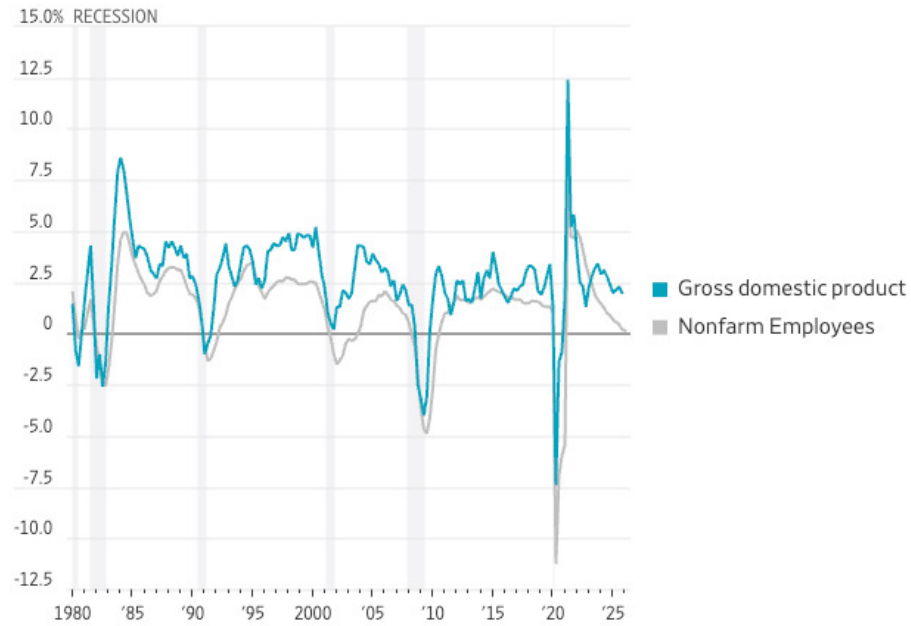


Notes: Data is seasonally adjusted and based on a three-month moving average. Source: Federal Reserve Bank of New York. The New York Times

# Young Graduates Face the Grimmiest Job Market in Years



### Job Creation Lags Behind



Note: Quarterly year-over-year percentage change, payrolls are seasonally adjusted  
Source: Commerce Department, Labor Department via St. Louis Fed

## WSJ: Jobless growth



### REGIONAL SUMMARY

□ Boxed numbers indicate the percentage-point change of the average from 2022, 2023 and 2024 with the average from 2023, 2024 and 2025. Loneliness percentage-point change data are not shown as there are not sufficient three-year rolling average data at the regional level.

#### Employee Engagement

ENGAGED

**31%** 0

NOT ENGAGED

**52%** 0

ACTIVELY DISENGAGED

**17%** 0

#### Life Evaluation

THRIVING

**51%** -1

STRUGGLING

**45%** 1

SUFFERING

**4%** 0

#### Daily Emotions

Emotions experienced during a lot of the previous day

STRESS

**50%** 0

ANGER

**18%** 1

SADNESS

**22%** 0

LONELINESS

**19%**

#### Job Market

JOB CLIMATE

Good time to find a job

**47%** -10

### TOP TAKEAWAYS

- 1 Engagement remains among the highest globally (31%), holding steady year over year.
- 2 Job market confidence declined sharply, falling below the global average to 47%, making it the second-lowest region.
- 3 Daily stress remains elevated, and loneliness increased, with 50% reporting stress and loneliness rising to 19%.

Discover more global and regional insights on the state of the global workplace at [Gallup.com](https://www.gallup.com).


# Gallup State of the Global Workplace 2026



# Layoff news (this week)

- Citi has pledged to shrink its work force by 20,000 people as the bank embarks on a “productivity and efficiency journey.”
- Microsoft offers buyout for up to 7% of US employees
- KPMG Cutting 10% of U.S. Audit Partners After Voluntary-Retirement Push Falls Short
- Meta to Cut 10% of Work Force in A.I. Push
- Nike to Cut 1,400 Workers in Latest Round of Layoffs





"The factory of the future will have only two employees, a man and a dog. The man will be there to feed the dog. The dog will be there to keep the man from touching the equipment." - WARREN BENNIS

## The Factory of the Future



Rockland County Industrial Development Agency

MRB Cost Benefit Calculator

Date: February 7, 2024  
 Project Title: JP Morgan Chase Bank  
 Project Location: 140 Old Orangeburg Rd, Orangeburg, NY 10962



Economic Impacts

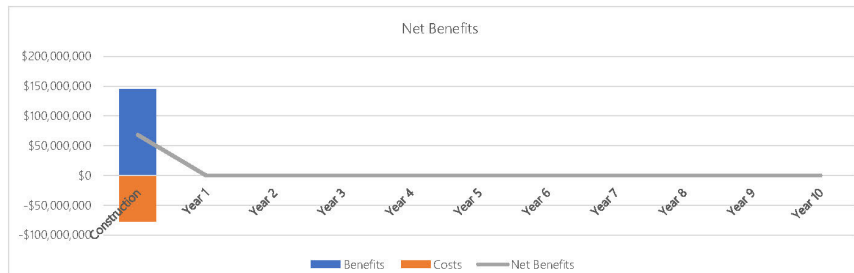
Summary of Economic Impacts over the Life of the PILOT

Project Total Investment  
 \$1,000,000,000

	Temporary (Construction)		
	Direct	Indirect	Total
Jobs	996	455	1450
Earnings	\$106,938,628	\$29,916,309	\$136,854,938
Local Spend	\$280,000,000	\$95,681,285	\$375,681,285

	Ongoing (Operations)		
	Direct	Indirect	Total
Jobs	1	0	1
Earnings	\$1,526,020	\$426,907	\$1,952,928

Figure 1



This Data Center Is Getting a \$77 Million Tax Break to Create One Permanent Job


There will be 1,400 temporary jobs for local contractors





This just in

At Swan AI, we're building the first autonomous business - scaling  
with intelligence, not headcount



X @ in v Tufts

Digital Planet  
Where Digital Innovation Meets the World

FLETCHER  
The graduate school  
of global affairs  
at Tufts University

HOME ABOUT RESEARCH ▾ PERSPECTIVES IN THE NEWS EDUCATION ▾ EVENTS CONTACT US 🔍

**Will Wired Belts  
Become the New  
Rust Belts?**

AI and the Emerging Geography  
of American Job Risk

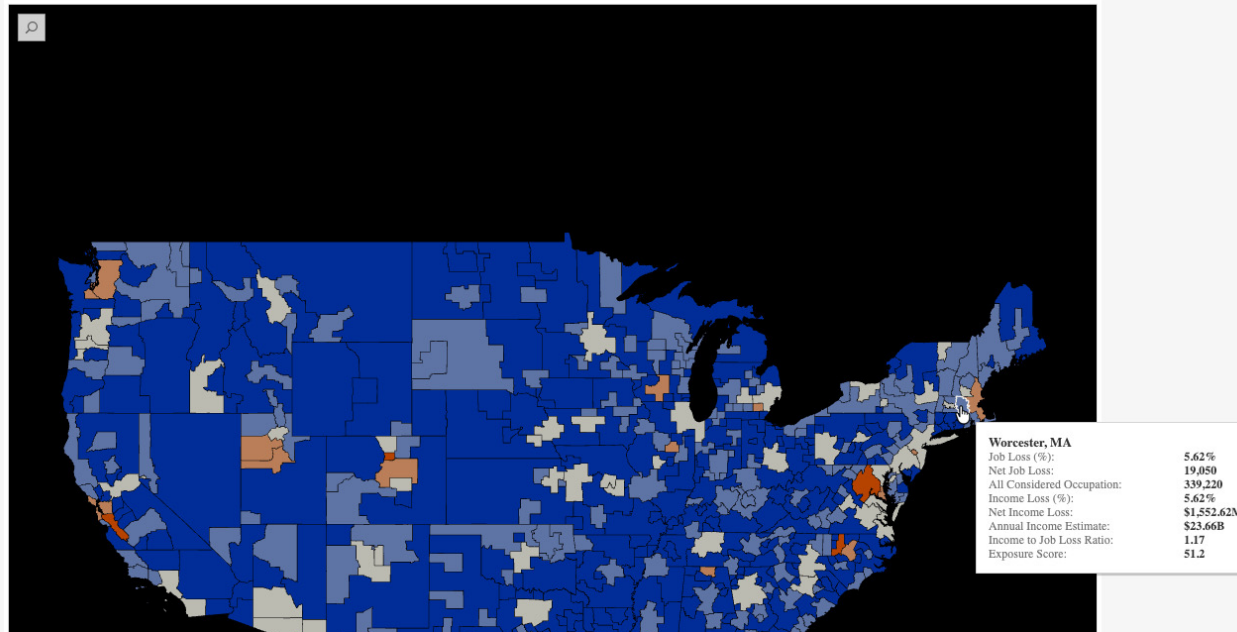
DOWNLOAD DATA

# AI Risk for Job Loss



## AI-Related Job Loss Risk Is Concentrated in High-Skill Metropolitan Areas

Potential Job Loss as a Percentage of Local Employment



## Geographic impact



Most Exposed AI Jobs by Occupation

Occupation	Exposure Score	Top 20: Rank
Web and Digital Interface Designers	100	1
Web Developers	98.3	2
Database Architects	98	3
Computer Programmers	97.1	4
Data Scientists	96.9	5
Financial Risk Specialists	96.7	6
Court Reporters and Simultaneous Captioners	96.4	7
Information Security Analysts	95.8	8
Database Administrators	94.4	9
Medical Records Specialists	94.1	10
Public Relations Managers	92.5	11
Computer Network Architects	92.4	12
Software Quality Assurance Analysts and Testers	91.7	13
News Analysts, Reporters, and Journalists	91.7	14
Software Developers	89.5	15

Least Exposed AI Jobs by Occupation

Occupation	Exposure Score	Bottom 20: Rank
Explosives Workers, Ordnance Handling Experts, and Blasters	20	738
Tire Repairers and Changers	19.1	739
Stonemasons	19	740
Nursing Assistants	18.2	741
Pressers, Textile, Garment, and Related Materials	18.2	742
Railroad Brake, Signal, and Switch Operators and Locomotive Firers	17.9	743
Crematory Operators	16.7	744
Fast Food and Counter Workers	14.3	745
Aircraft Service Attendants	13.9	746
Welders, Cutters, Solderers, and Brazers	13.6	747
Slaughterers and Meat Packers	13.1	748
Massage Therapists	12.3	749
Molders, Shapers, and Casters, Except Metal and Plastic	12	750
Loading and Moving Machine Operators, Underground Mining	10.7	751
Surgical Assistants	7.1	752

AI threatens 260K Massachusetts jobs, study finds, sparking calls for retraining





Alex   @AlexanderTw33ts · Feb 6



little did they know, they were all going to make it, they were all going to have jobs, abundance was on the horizon



Form\_y<sup>2</sup>oung 

 23

 27

 203

 14K



## The Rise of RentAHuman, the Marketplace Where Bots Put People to Work



Me on my way to pretend to be a nice, friendly and sociable person at work ...



## That Meeting You Hate May Keep A.I. From Stealing Your Job

High social skills and non-routine work correlate with wage growth



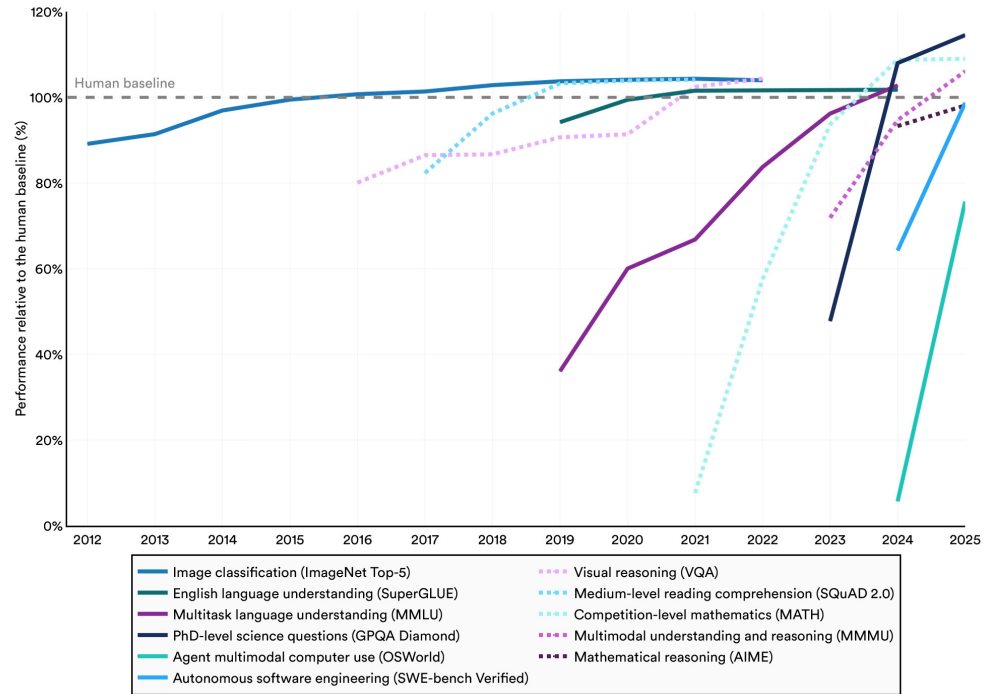


15% of Americans say they'd be willing to work for an AI boss, according to new poll



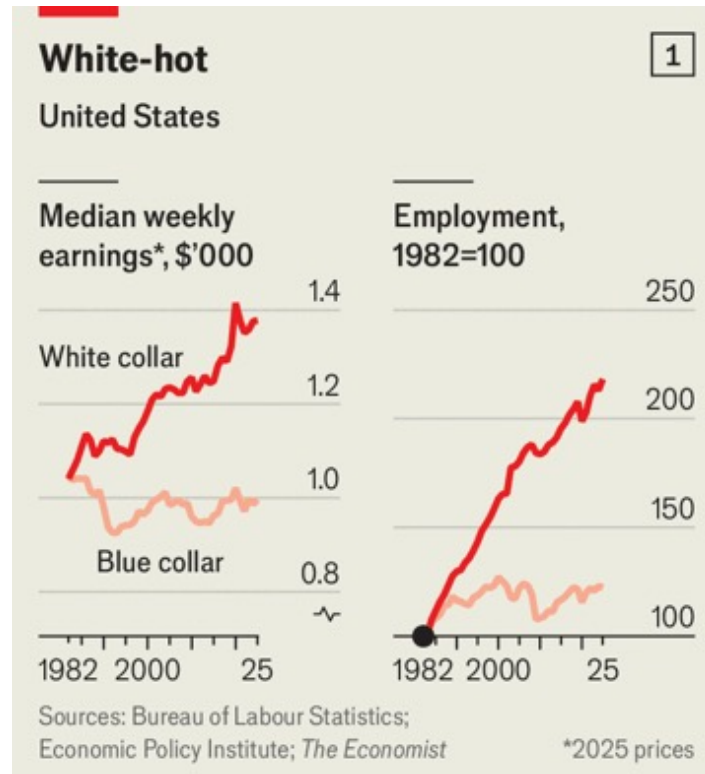
Select AI Index technical performance benchmarks vs. human performance

Source: AI Index, 2026 | Chart: 2026 AI Index report



AI capability is outpacing the benchmarks designed to measure it, and surpassing human-level performance.





## Maybe AI won't wipe out white-collar jobs







But when Steve Bannon and Bernie Sanders agree, we should probably be very worried.



**What I Expected My  
Career To Look Like**



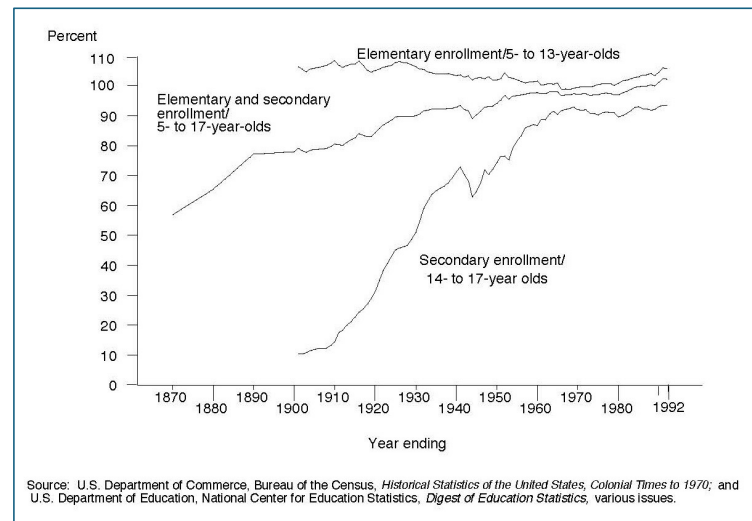
**What My Career Actually  
Looks Like**



**The Rise of the 60-Year Career and the Era of Non-Linear Career Paths**



As automation progressed and wages improved in the 19<sup>th</sup> century, we no longer needed kids' income to support the family. We stopped sending them to work and started sending them to school. In the process, we also gave them a childhood.



A thought exercise: what if everyone gets an unlimited childhood?





Thank you

